

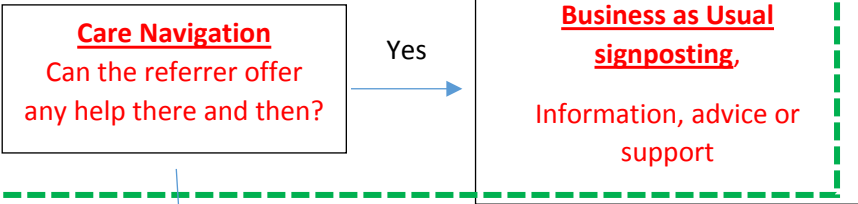
ANNEX B Epsom and Ewell NEW Social Prescription Model

Referrers - this will increase once training has been completed in GP surgeries

- GPs:
 - Spring Street, Derby Medical Fountain. Ashley Centre
 - Shadbolt, Stoneleigh, ICP
- Epsom Health and Care
- CSH Surrey Community Health provider

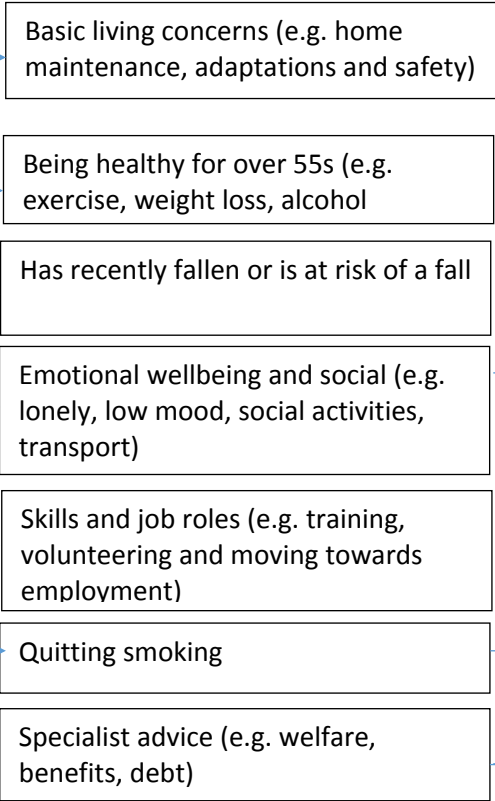
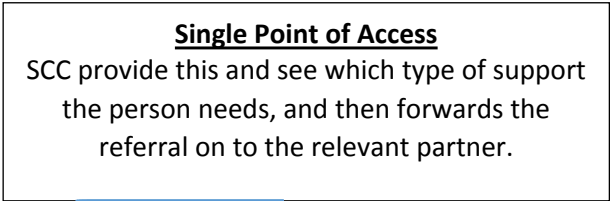
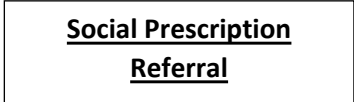
Supported by Make Every Contact Count MECC

We'll be providing basic training to help frontline staff do the best job they can in thinking holistically about a person and offering signposting at the first contact.

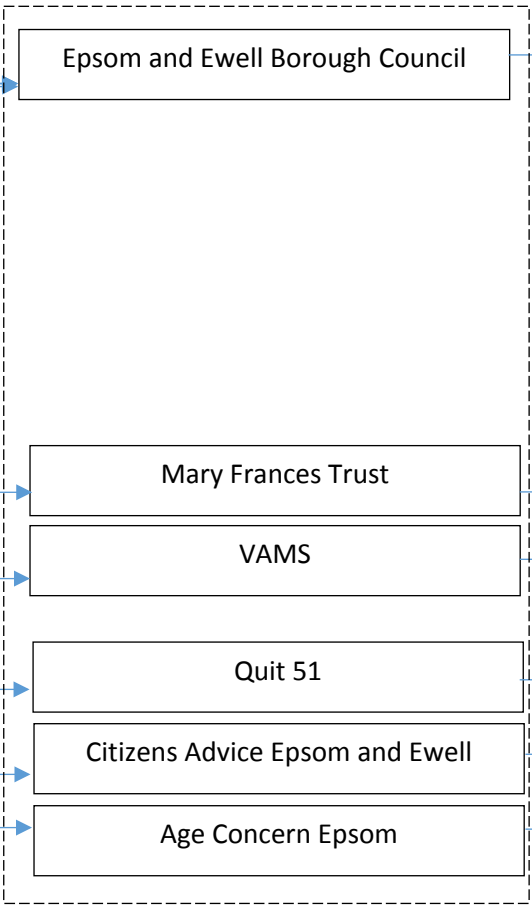


Supported by Electronic Medical Info Service EMIS referral

We'll be creating a referral form embedded in EMIS, the GP IT system. This means the referral will be attached to the person's care record.



Existing Experts



Additional Support Required
Resident needs more intensive support e.g. with multiple issue or with support to access opportunities and partner feels it is beyond their capacity to respond

